


NO	DESKRIPSI	UANG	DATE	REMARKS
1				
2				
3				
4				
5				
6				
7				
8				
9				
10				
11				
12				
13				
14				
15				
16				
17				
18				
19				
20				
21				
22				
23				
24				
25				
26				
27				
28				
29				
30				
31				
32				
33				
34				
35				
36				
37				
38				
39				
40				
41				
42				
43				
44				
45				
46				
47				
48				
49				
50				
51				
52				
53				
54				
55				
56				
57				
58				
59				
60				
61				
62				
63				
64				
65				
66				
67				
68				
69				
70				
71				
72				
73				
74				
75				
76				
77				
78				
79				
80				
81				
82				
83				
84				
85				
86				
87				
88				
89				
90				
91				
92				
93				
94				
95				
96				
97				
98				
99				
100				


This image shows a sheet of graph paper with a grid of small squares. On the left side, there is a vertical margin consisting of several wider columns, which is typical for a notebook or ledger page. The rest of the page is filled with a uniform grid of small squares.

This image shows a large, empty grid of table cells, resembling a spreadsheet or ledger page. The grid is composed of many small, uniform rectangular cells arranged in a regular pattern. The cells are currently empty, with no text or data entered. The grid extends across the entire width and most of the height of the page.


This image shows a full page of graph paper. The grid consists of small squares, approximately 10 units wide and 40 units high. The grid is composed of thin black lines forming a uniform pattern across the entire page. There is no text or data within the grid.

A large grid table with approximately 25 columns and 50 rows, appearing mostly blank or containing very faint, illegible text.





This image displays a large, empty grid of table cells, characteristic of a spreadsheet or data table. The grid is composed of numerous rows and columns, forming a dense pattern of small, rectangular cells. The cells are currently blank, suggesting that no data has been entered yet. The grid is oriented horizontally and occupies most of the page area.



Year	1990	1991	1992	1993	1994	1995	1996	1997	1998	1999	2000	2001	2002	2003	2004	2005	2006	2007	2008	2009	2010	2011	2012	2013	2014	2015	2016	2017	2018	2019	2020	2021	2022	2023	2024	2025	2026	2027	2028	2029	2030	2031	2032	2033	2034	2035	2036	2037	2038	2039	2040	2041	2042	2043	2044	2045	2046	2047	2048	2049	2050	2051	2052	2053	2054	2055	2056	2057	2058	2059	2060	2061	2062	2063	2064	2065	2066	2067	2068	2069	2070	2071	2072	2073	2074	2075	2076	2077	2078	2079	2080	2081	2082	2083	2084	2085	2086	2087	2088	2089	2090	2091	2092	2093	2094	2095	2096	2097	2098	2099	2100																																																																						
Population	1000000	1050000	1100000	1150000	1200000	1250000	1300000	1350000	1400000	1450000	1500000	1550000	1600000	1650000	1700000	1750000	1800000	1850000	1900000	1950000	2000000	2050000	2100000	2150000	2200000	2250000	2300000	2350000	2400000	2450000	2500000	2550000	2600000	2650000	2700000	2750000	2800000	2850000	2900000	2950000	3000000	3050000	3100000	3150000	3200000	3250000	3300000	3350000	3400000	3450000	3500000	3550000	3600000	3650000	3700000	3750000	3800000	3850000	3900000	3950000	4000000	4050000	4100000	4150000	4200000	4250000	4300000	4350000	4400000	4450000	4500000	4550000	4600000	4650000	4700000	4750000	4800000	4850000	4900000	4950000	5000000	5050000	5100000	5150000	5200000	5250000	5300000	5350000	5400000	5450000	5500000	5550000	5600000	5650000	5700000	5750000	5800000	5850000	5900000	5950000	6000000	6050000	6100000	6150000	6200000	6250000	6300000	6350000	6400000	6450000	6500000	6550000	6600000	6650000	6700000	6750000	6800000	6850000	6900000	6950000	7000000	7050000	7100000	7150000	7200000	7250000	7300000	7350000	7400000	7450000	7500000	7550000	7600000	7650000	7700000	7750000	7800000	7850000	7900000	7950000	8000000	8050000	8100000	8150000	8200000	8250000	8300000	8350000	8400000	8450000	8500000	8550000	8600000	8650000	8700000	8750000	8800000	8850000	8900000	8950000	9000000	9050000	9100000	9150000	9200000	9250000	9300000	9350000	9400000	9450000	9500000	9550000	9600000	9650000	9700000	9750000	9800000	9850000	9900000	9950000	10000000
GDP	10000000000	11000000000	12000000000	13000000000	14000000000	15000000000	16000000000	17000000000	18000000000	19000000000	20000000000	21000000000	22000000000	23000000000	24000000000	25000000000	26000000000	27000000000	28000000000	29000000000	30000000000	31000000000	32000000000	33000000000	34000000000	35000000000	36000000000	37000000000	38000000000	39000000000	40000000000	41000000000	42000000000	43000000000	44000000000	45000000000	46000000000	47000000000	48000000000	49000000000	50000000000	51000000000	52000000000	53000000000	54000000000	55000000000	56000000000	57000000000	58000000000	59000000000	60000000000	61000000000	62000000000	63000000000	64000000000	65000000000	66000000000	67000000000	68000000000	69000000000	70000000000	71000000000	72000000000	73000000000	74000000000	75000000000	76000000000	77000000000	78000000000	79000000000	80000000000	81000000000	82000000000	83000000000	84000000000	85000000000	86000000000	87000000000	88000000000	89000000000	90000000000	91000000000	92000000000	93000000000	94000000000	95000000000	96000000000	97000000000	98000000000	99000000000	100000000000																																																																																										
Per Capita Income	10000	10500	11000	11500	12000	12500	13000	13500	14000	14500	15000	15500	16000	16500	17000	17500	18000	18500	19000	19500	20000	20500	21000	21500	22000	22500	23000	23500	24000	24500	25000	25500	26000	26500	27000	27500	28000	28500	29000	29500	30000	30500	31000	31500	32000	32500	33000	33500	34000	34500	35000	35500	36000	36500	37000	37500	38000	38500	39000	39500	40000	40500	41000	41500	42000	42500	43000	43500	44000	44500	45000	45500	46000	46500	47000	47500	48000	48500	49000	49500	50000	50500	51000	51500	52000	52500	53000	53500	54000	54500	55000	55500	56000	56500	57000	57500	58000	58500	59000	59500	60000	60500	61000	61500	62000	62500	63000	63500	64000	64500	65000	65500	66000	66500	67000	67500	68000	68500	69000	69500	70000	70500	71000	71500	72000	72500	73000	73500	74000	74500	75000	75500	76000	76500	77000	77500	78000	78500	79000	79500	80000	80500	81000	81500	82000	82500	83000	83500	84000	84500	85000	85500	86000	86500	87000	87500	88000	88500	89000	89500	90000	90500	91000	91500	92000	92500	93000	93500	94000	94500	95000	95500	96000	96500	97000	97500	98000	98500	99000	99500	100000

A large grid of graph paper with 30 columns and 40 rows. The grid is composed of small squares, typical of standard graph paper used for mathematics or engineering. The grid is empty and occupies most of the page.

Blank grid table with multiple columns and rows.